

# D.A.V. POLICE PUBLIC SCHOOL, JIND

## Summer Holidays Homework (2020-21)

### Grade- UKG

### Instructions

#### Dear Parents

---

- Kindly help your ward to complete the given syllabus of Hindi, English, Maths, Evs & Arts with love & affection which has been covered till May 30, 2020.
  - Make a daily schedule of your ward for studying, playing indoor activities, watching T.V & for hobbies.
  - Guide and help your ward to complete the books & notebooks work. (The lessons & pages of every subject are mentioned with every subject which have been covered till 30<sup>th</sup> May)
  - Guide your ward to do neat & clean work under your observation.
  - Listen to your ward carefully & try to inculcate manners & etiquettes in your ward by telling moral stories or by discussion.
  - Try to hunt positive aspects of your ward & motivate her/him.
  - Try to converse in English with your ward. Use simple words sorry, thank you, excuse me etc. & use short sentences in daily routine.
  - Reading is the most important aspect of teaching learning process so try to inculcate habit of reading in your ward.
  - Kindly motivate your ward to take part in activities for all round development.
  - Try to improve speaking ability of your ward by discussion.
  - Please try to clear concept of your ward instead of cramming during teaching learning process.
  - Follow the instructions of lock down.
  - Stay @ home, stay safe & stay creative.
- 

**Summer Break will be from**

**1<sup>st</sup> June – 30<sup>th</sup> June 2020**

---

# Hindi

---

प्रिय अभिभावक

अपनेबच्चेको बाल माधुरी, शब्द अभ्यासव हिन्दी की कॉपी में कक्षा में 30 मई तक करवाया गया निम्नलिखित काम पूरा करवाएं ।

**बाल माधुरी** - पेज नं. 1 से 34

**शब्द अभ्यास** - पेज नं. 1 से 20

**हिन्दी की कॉपी** - अ से अः तक

क से ज तक

व श्रुतलेख

# English

---

Dear Parents

Kindly help your ward to complete the following mentioned work of My English Book & English fair notebook which have been completed till 30<sup>th</sup> May.

**My English Book:** Page no. 2 to 15

**English Fair Notebook:** Aa to Zz

# Mathematics

---

Dear Parents

Kindly help your ward to complete the following mentioned work of Kindergarten Mathematics & Maths fair notebook which have been completed till 30<sup>th</sup> May.

**Kindergarten Mathematics:** Page no.1 to 32

**Maths fair notebook:** Counting 1 to 100, Greater than / Less than / Equal to

# **EVS**

---

**Dear Parents**

**Kindly help your ward to complete the following mentioned work of Integrated Activity Book.**

**Integrated Activity Book :Page no. 1 to 9**

# **Arts**

---

**Dear Parents**

**Kindly help your ward to complete the following mentioned work of Fun With Colour.**

**Page no. 1 to 8**

## **General Conversation Questions**

- Q1. What is your name?**
- Q2. In which class do you read?**
- Q3. In which school do you read?**
- Q4. What is your father's name?**
- Q5. What is your mother's name?**
- Q6. Who is your class teacher?**
- Q7. What do you do with your hands?**
- Q8. What do you do with your nose?**
- Q9. What do you do with your tongue?**
- Q10. How do you see?**
- Q11. How do you hear?**
- Q12. What is your telephone no.?**
- Q13. What is the colour of your school van?**
- Q14. What do you say when anybody helps you?**
- Q15. What is your favorite game?**

शब्द पढकर सही चित्र के साथ मिलाइए ।



नल



एक



वन



ऊन

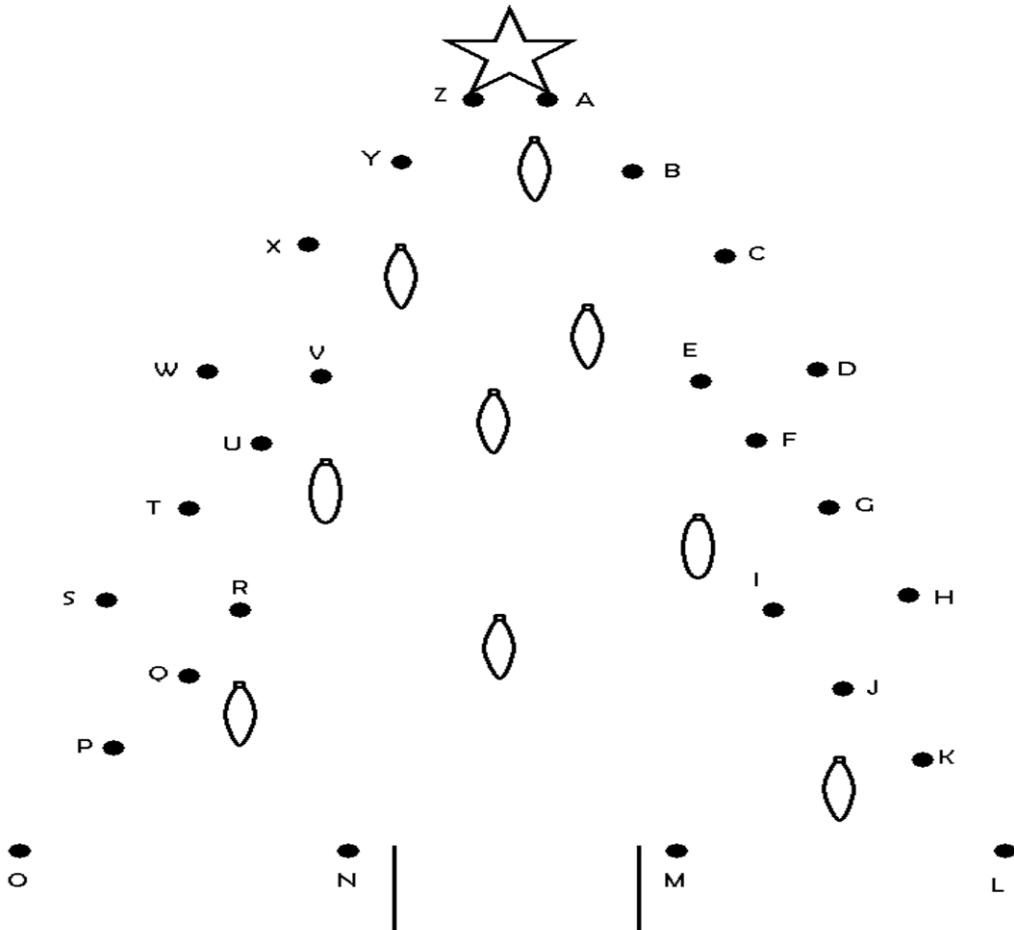


घर





नथ





Join the letters from A to Z and colour it.



Tick the box which has more objects/ quantity and cross the box which has less objects/ quantity.



Draw number of spots on the lady bird to match with the number.



Write (V) for vegetables and (F) for fruits.



Match the body parts.

EYES

NOSE

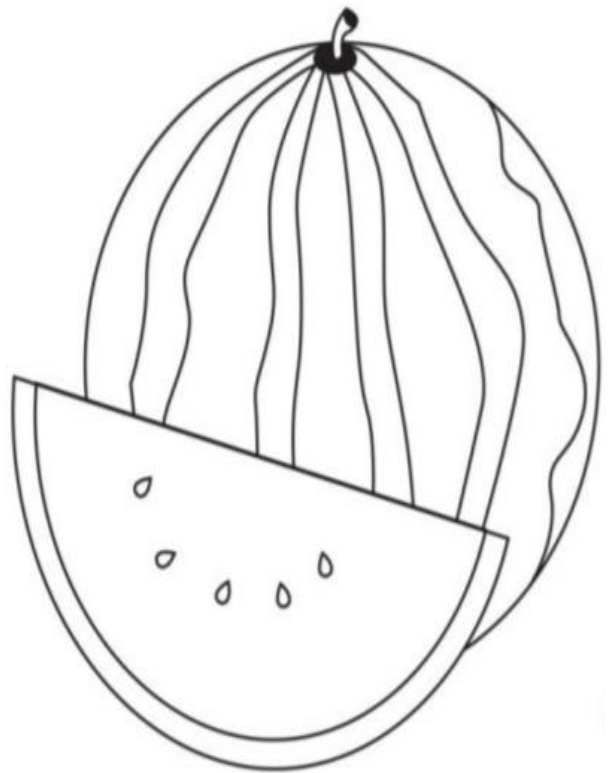

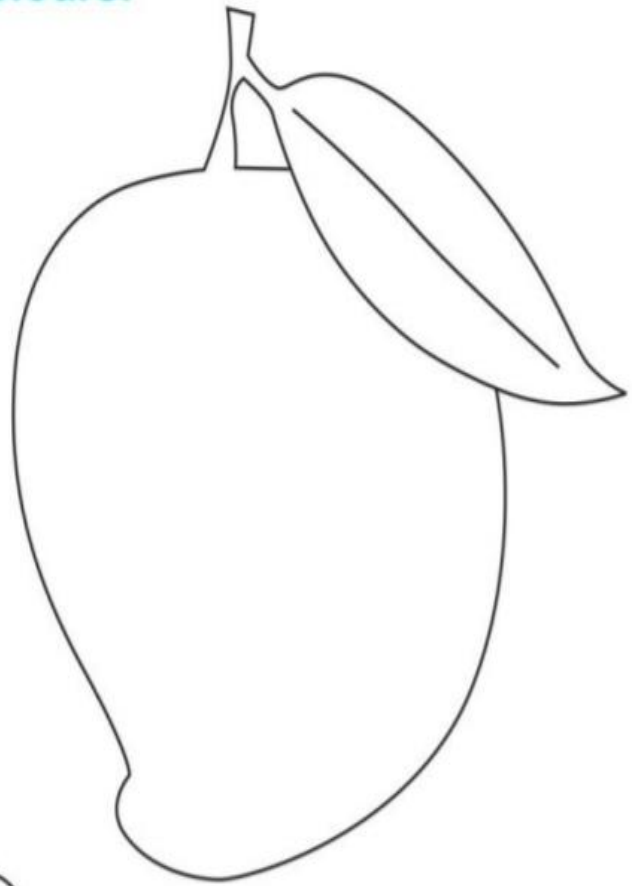



LEGS



HANDS

MOUTH

Colour the fruits in their real colours.



Colour the vehicles you see on the road.





**Dance practice on song :-** Nani teri morni ko mor le gye...../  
Lakdi ki kathi.....

**Learn song :-** नन्हा मुन्ना राही हूँ.....

**Learn Rhyme :-** Ten little fingers and  
Ten little toes.  
Two little ears and  
One little nose.  
Two little eyes,  
That shine so bright.  
One little mouth,  
To kiss mummy good night,  
To kiss papa good night.

**कविता याद करें -** दस छोटी ऊँगलिया  
दस छोटे पंजे, दो छोटे कान  
और एक छोटी नाक, दो छोटी आँखें  
जो कितनी तेज चमके।  
एक छोटा मुँह जो, माँ को प्यार करके दमके।